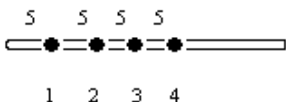
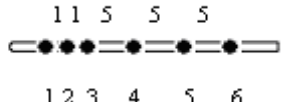
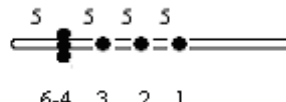
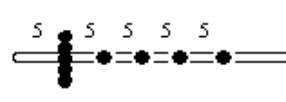
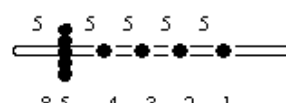
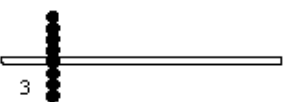
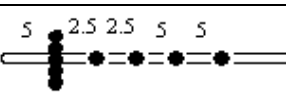
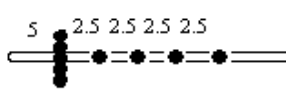
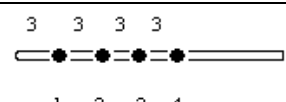
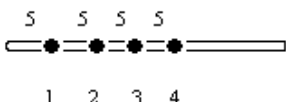
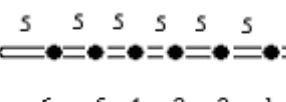


## Gamma di Manometria Esofagea Monouso a Perfusione

Codice	Descrizione del prodotto	Configurazione (cm)	Canali	Lungh.	Tubo o.d.
MON-E-001	Manometria esofagea a quattro canali	 <p>Lumen # 1 2 3 4</p>	4	160 cm	2.9 mm
MON-E-004	Manometria esofagea a sei canali	 <p>Lumen # 1 2 3 4 5 6</p>	6	160 cm	3.9 mm
MON-E-005	Manometria esofagea	 <p>Lumen # 6-4 3 2 1</p>	6	160 cm	3.9 mm
MON-E-010	Manometria esofagea	 <p>Lumen # 8-5 4 3 2 1</p>	8	160 cm	3.9 mm
MON-E-102	Manometria esofagea con diametro ridotto	 <p>Lumen # 8-5 4 3 2 1</p>	8	160 cm	3.5 mm
MON-E-103	Manometria esofagea vettoriale	 <p>Lumen # 1-8</p>	8	160 cm	3.9 mm
MON-E-104	Manometria esofagea Pediatrica	 <p>Lumen # 8-5 4 3 2 1</p>	8	160 cm	3.5 mm
MON-E-105	Manometria esofagea Pediatrica	 <p>Lumen # 8-5 4 3 2 1</p>	8	160 cm	3.5 mm
MON-E-106	Manometria esofagea a quattro canali	 <p>Lumen # 1 2 3 4</p>	4	160 cm	2.9 mm
MON-E-107	Endoscopia LOS manometria	 <p>Lumen # 1 2 3 4</p>	4	290* cm	2.9 mm
MON-E-108	Manometria esofagea	 <p>Lumen # 6 5 4 3 2 1</p>	6	160 cm	3.9 mm

\*lunghezza del catetere 190cm  
 lunghezza della derivazione 100cm

**I cateteri possono essere fatti su misura con ordine minimo di 10 pezzi**